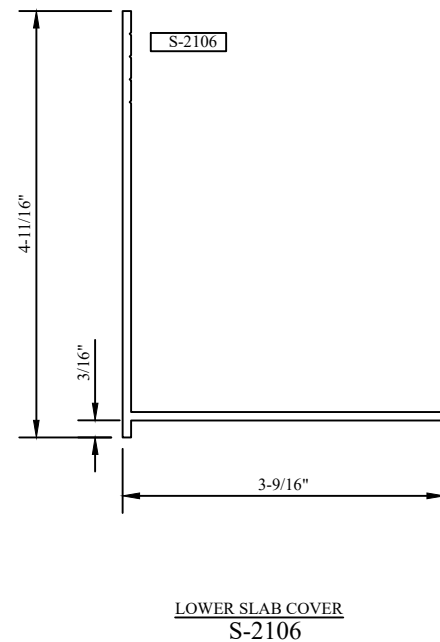
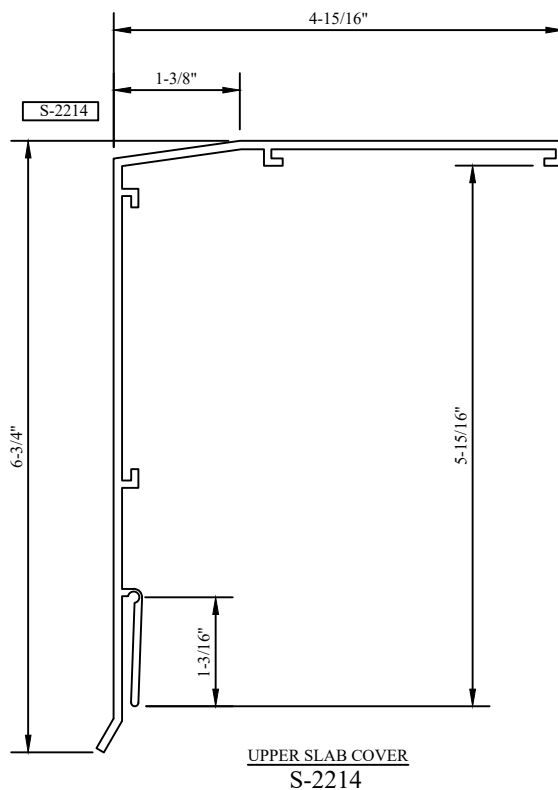
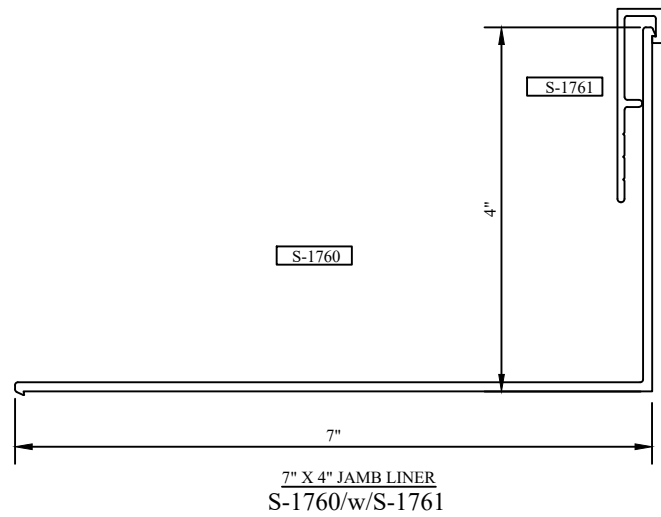
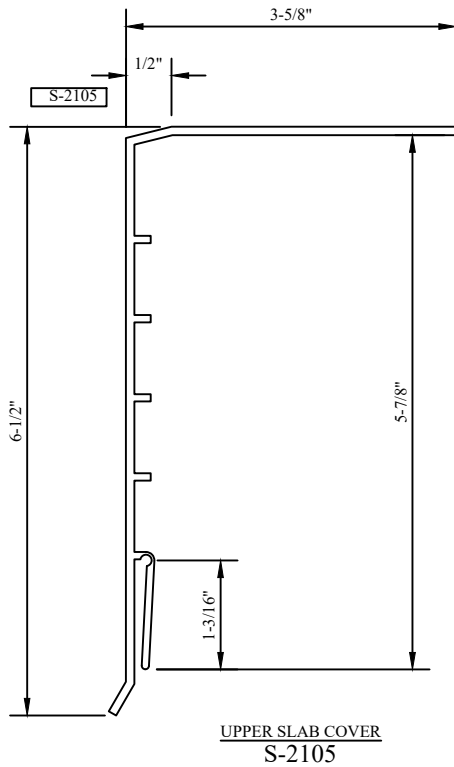
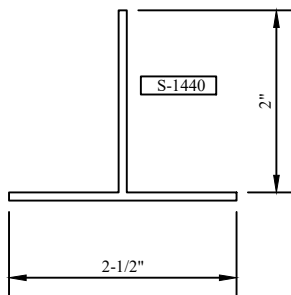


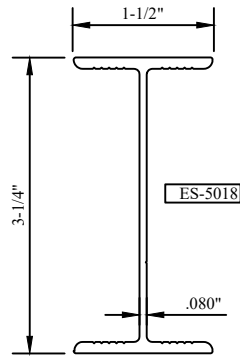
Half Scale Sections



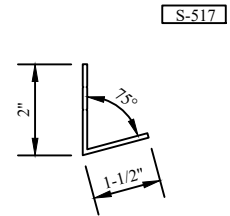
Half Scale Sections



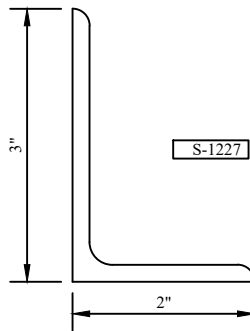
1-1/2" X 2" T-CHANNEL
S-1440



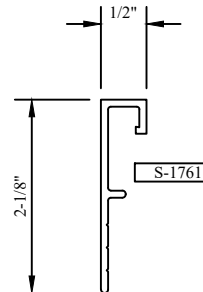
3-1/4" X 1-1/2" X .125" I BEAM
ES-5018



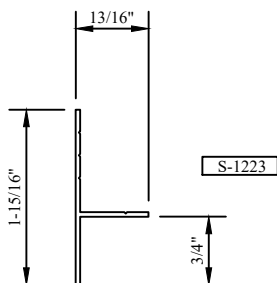
1" X 3/4" X .050" ANGLE
S-517



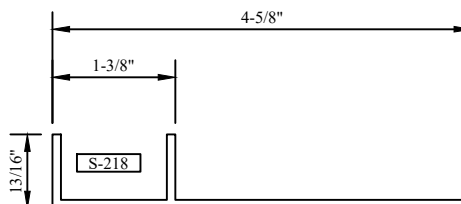
2" X 3" X .187" STRUCTURAL ANGLE
S-1227



JAMB LINER CLIP
S-1761

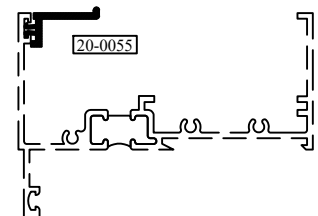


"T" BAR
S-1223



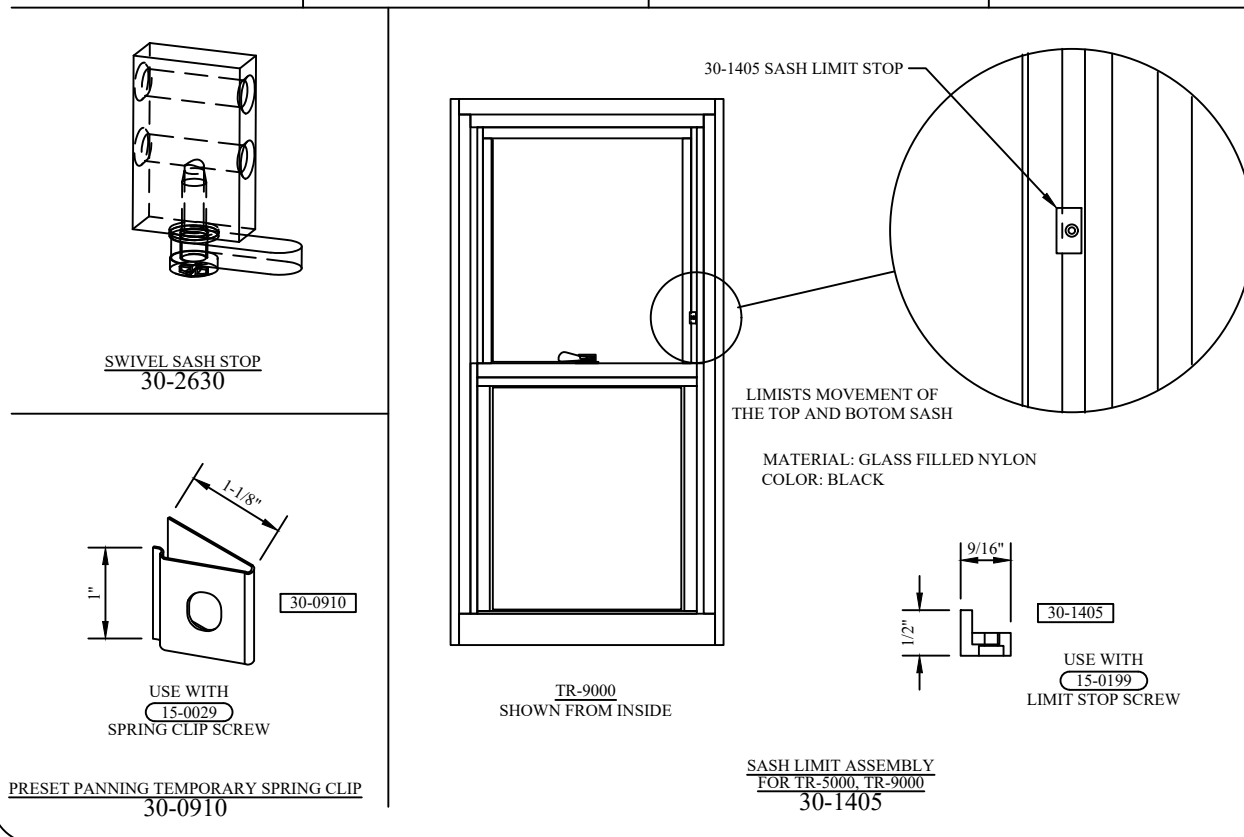
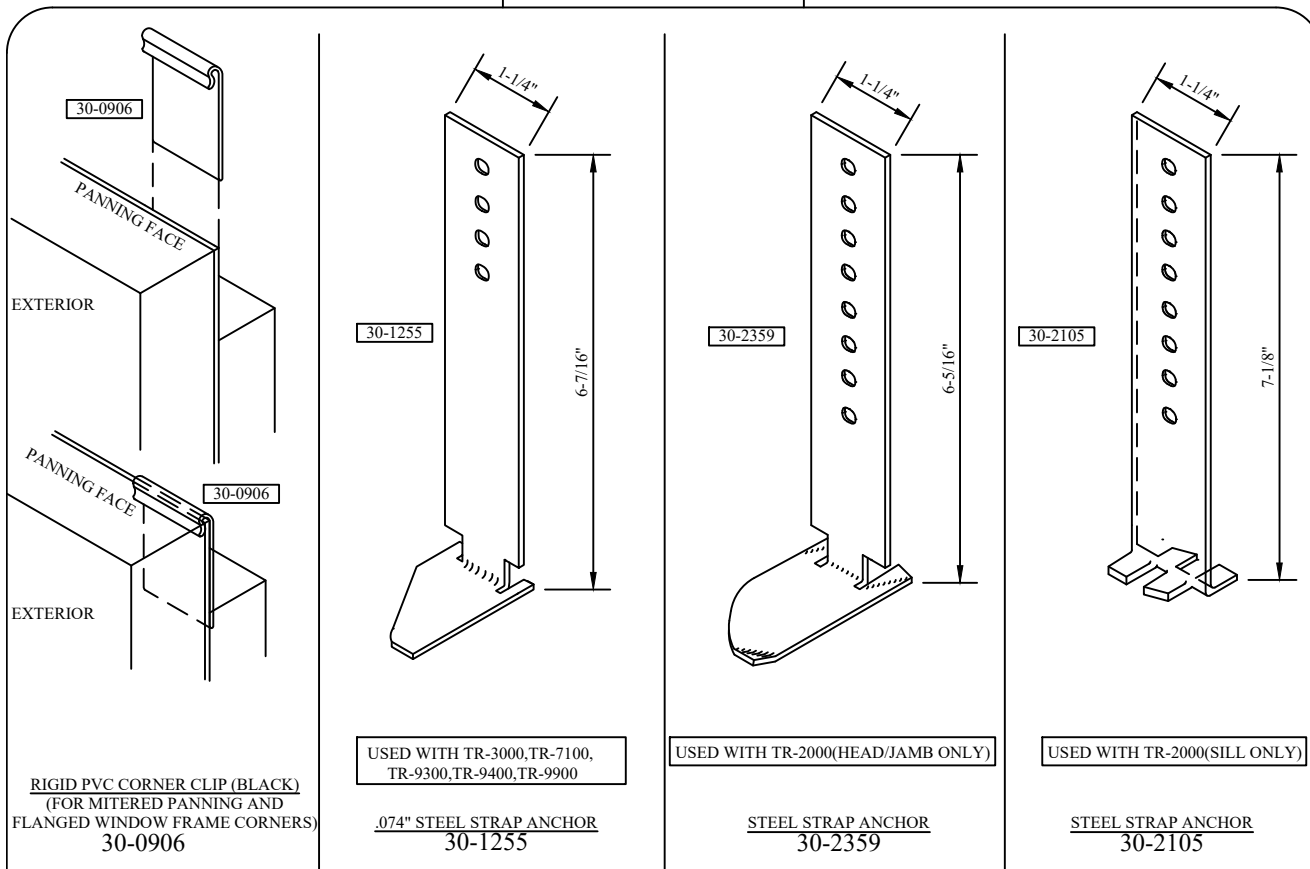
CURTAINWALL PERIMETER ANCHOR
S-218

FOR ADDITIONAL CAULK STOPS,
SEE ACCESSORIES - EXPANDERS SECTION



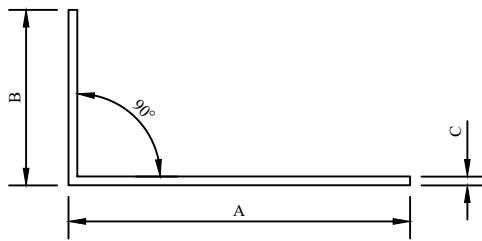
RIGID PVC CAULK STOP (BLACK)
20-0055

Half Scale Sections



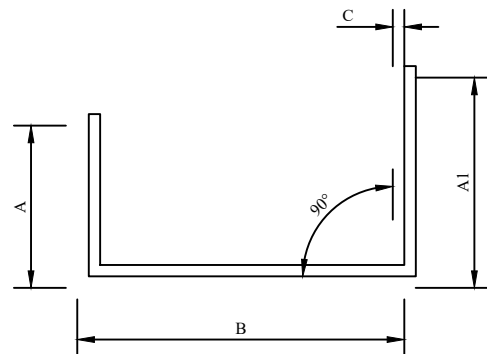
Angles & Channels

ANGLES

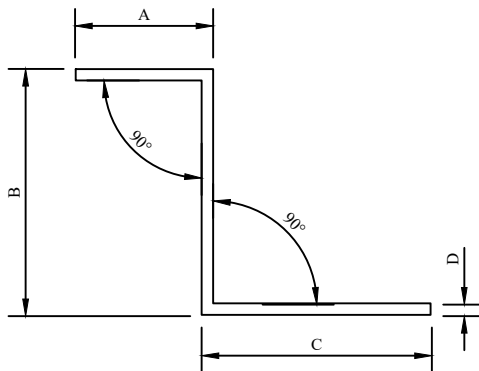


| DIE# | A | B | C |
|--------|--------|--------|-------|
| S-394 | 9/16" | 5/16" | .100" |
| S-1224 | 5/8" | 1/2" | .055" |
| S-461 | 3/4" | 3/4" | .062" |
| S-1282 | 1" | 1/2" | .062" |
| S-469 | 1" | 1" | .062" |
| S-1281 | 1" | 1" | .080" |
| S-440 | 1-1/4" | 3/4" | .062" |
| S-078 | 1-1/2" | 1" | .062" |
| S-112 | 1-1/2" | 1" | .125" |
| S-1453 | 1-1/2" | 1-1/2" | .062" |
| S-085 | 2" | 2" | .125" |
| S-299 | 2-1/4" | 5/16" | .050" |
| S-544 | 2-3/4" | 1" | .062" |
| S-325 | 3" | 1-1/2" | .062" |
| S-1445 | 3" | 1" | .062" |
| S-473 | 3" | 1-3/4" | .080" |
| S-038 | 3" | 2" | .125" |
| S-1752 | 3-1/8" | 4" | .078" |
| S-463 | 3-1/2" | 2-1/2" | .080" |
| S-355 | 4" | 3-1/4" | .080" |
| S-356 | 5" | 2-1/2" | .085" |
| S-465 | 5-3/8" | 1-3/8" | .078" |

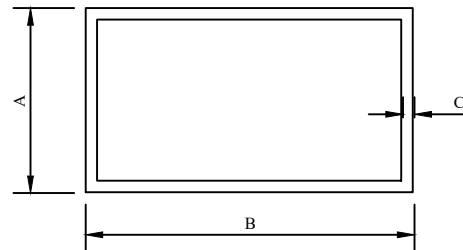
CHANNELS



| DIE# | A | A1 | B | C |
|--------|----------|----------|----------|-------|
| S-460 | 11/16" | 11/16" | 1-11/16" | .050" |
| S-219 | 3/4" | 3/4" | 1-3/8" | .062" |
| S-436 | 4-3/4" | 3/4" | 1-3/8" | .080" |
| S-1221 | 3/4" | 3/4" | 1-7/8" | .078" |
| S-1347 | 1-1/8" | 1-1/8" | 5" | .125" |
| S-1351 | 1-3/16" | 1-3/16" | 1-3/16" | .085" |
| S-2241 | 1-5/16" | 3-13/16" | 2-7/16" | .090" |
| S-2171 | 3/16" | 5/8" | 1-13/16" | .078" |
| S-1317 | 7/16" | 7/16" | 1" | .062" |
| S-459 | 1/2" | 1/2" | 1-9/16" | .050" |
| S-2243 | 3-1/16" | 3-1/16" | 2-5/16" | .090" |
| S-843 | 3-13/16" | 3-13/16" | 2-1/2" | .078" |
| S-1629 | 9/16" | 9/16" | 1-7/16" | .062" |



| DIE# | A | B | C | D |
|--------|-------|---------|---------|-------|
| S-1258 | 1/2" | 5/8" | 3/4" | .062" |
| S-1280 | 1" | 4-3/16" | 7/8" | .080" |
| S-1953 | 3/4" | 3/8" | 3/4" | .062" |
| S-2473 | 9/16" | 9/16" | 3-1/16" | .125" |
| S-2629 | 1/2" | 5/16" | 3/4" | .062" |



| DIE# | A | B | C |
|--------|---------|--------|-------|
| H-1263 | 3/8" | 3/8" | .050" |
| H-217 | 2-3/16" | 3-1/4" | .125" |
| H-1599 | 9/16" | 11/16" | .062" |